

Top of the Pelmet  
Fold here for In-Reveal Installation

Fold here  
and place the guides  
over the hatched area

Left

Right

In-Reveal  
12 mm hole for cable  
if control side is  
Right hand inside

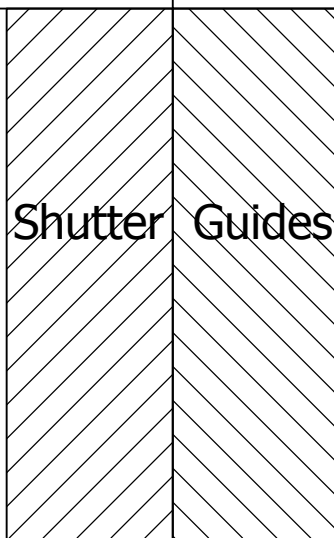
In-Reveal  
12 mm hole for cable  
if control side is  
Left hand inside

In-Reveal  
Pelmet fix point

In-Reveal  
Pelmet fix point

Scale 0 1 2 3 4 5 cm

Note: Measure up the scale and make  
sure the scale is correct before  
proceeding to use the template.





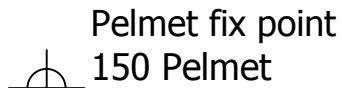
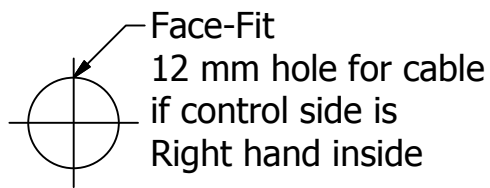
Shutter Guides

Fold here  
and place the guides  
over the hatched area

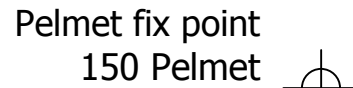
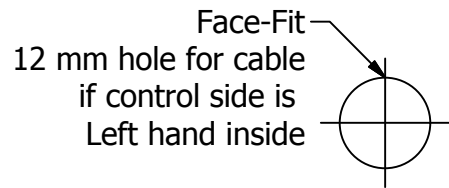
Top of the Pelmet

Fold here  
and place the guides  
over the hatched area

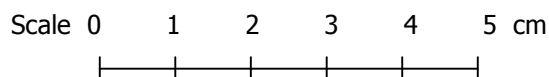
Left



Right



Note: Measure up the scale and make  
sure the scale is correct before  
proceeding to use the template.



Shutter  
Guides

Shutter  
Guides